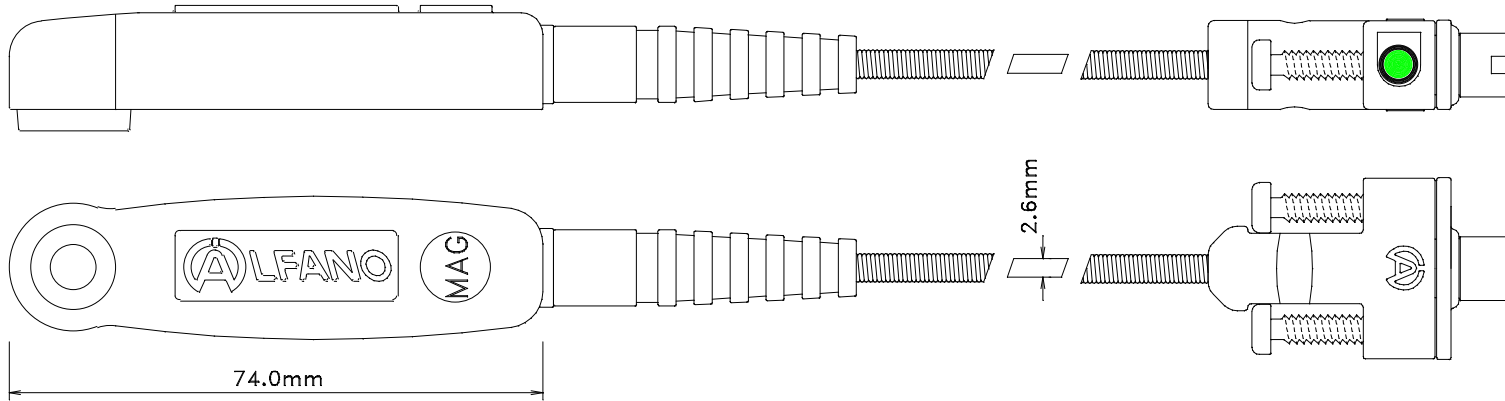


Technical Card : 20-08-2007

Article : **A-241**

Magnetic sensor for « Karting »

Application : Length of the cable adapted to Karting
Length : **90cm / 35.4inch**



Connector : **Black**

Sticker : **Green**

Type : **Male**

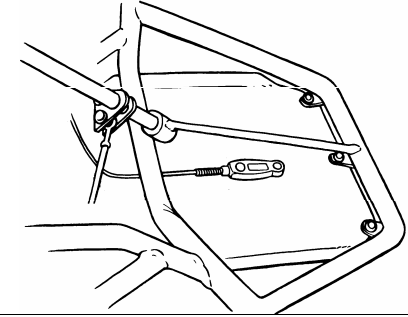
Accessories supplied : Screwing kit



Installation

Karting

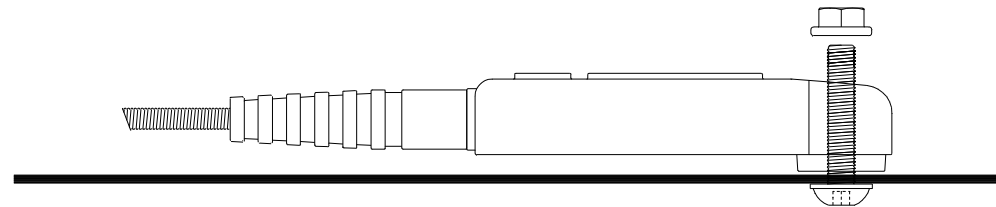
- The magnetic sensor has to be installed as close as possible from the ground.
- It must be placed well flat, parallel to the vehicle.
- Don't tighten too strong the bolt of fixing.



Important : it is counseled to place the magnetic sensor before the speed sensor in order to receive in first the impulse coming from the magnetic strip of the circuit.

This way, the ALFANO will eliminate the impulse of the magnetic strip of the circuit that the speed sensor will be able to capture.

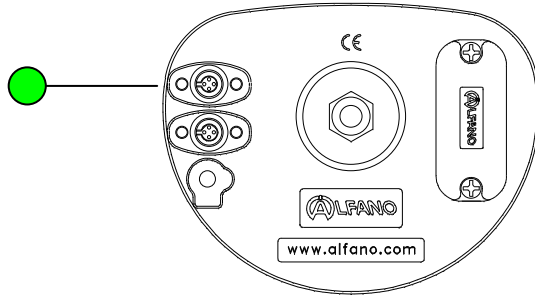
This is to avoid an abnormal increase of the speed.



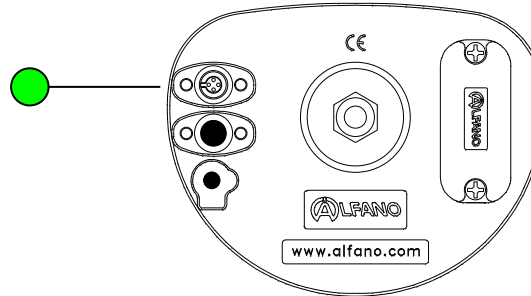
ATTENTION : When fixing, take care to move away the most possible the wire of this sensor from the other wires, mainly from the type : RPM, high tension of the ignition system wires, to avoid reciprocal interferences.

Adjustings

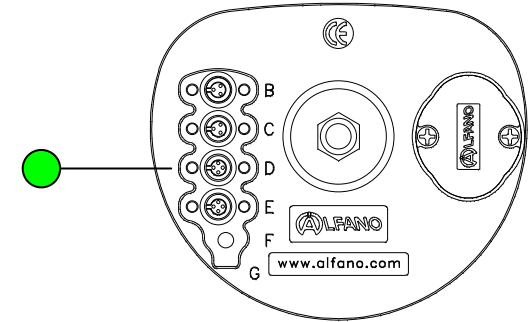
PRO v2 / A-105
PROcross v2 / A-106



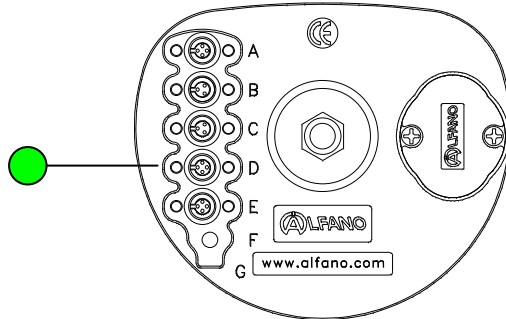
Fun v2 / A-115



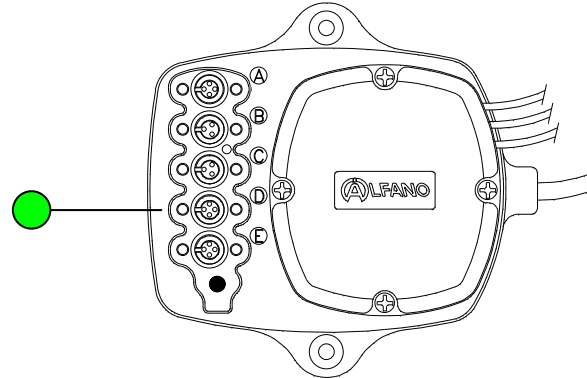
PRO+ / A-141
PRO+ LV / A-145



AStrO / A-151
AStrO 4T / A-152
AStrO LV / A-155



AStrO formula / A-161
AStrO formula 4T / A-162
AStrO fomula LV / A-165



We apply a method of continuous development. Therefore, we reserve the right to bring changes and improvements to all products described in this document, without preliminary notice. Consult our website regularly www.alfano.com in order to be informed of the last news and/or changes.